

No attempt has been made to rank the information contained in this report in order of importance, since BPA Worldwide believes this is a judgment, which must be made by the user of the report.

Two Corporate Drive, Ninth Floor
Shelton, CT 06484-6259
Phone: +1 203.447.2800
Fax: +1 203.447.2900
www.bpaww.com

A not-for-profit organization since 1931, BPA Worldwide is governed by a tripartite board comprising media owners, advertising agencies and advertisers. Spanning 25 countries, BPA serves more than 2,000 B-to-B publications and 500 consumer magazines, plus newspapers, events, Web sites, email newsletters, databases, wireless and other advertiser-supported media-as well as more than 2,600 advertiser and agency members.

Visit www.bpaww.com for the latest audit reports, membership information and publishing and advertising industry news.

AIRCRAFT COMMERCE

Nimrod Publications Ltd.
Bishop Weald House, Suite 2B
Albion Way, Horsham
West Sussex RH12 1AH
United Kingdom
Tel.: +44 1403 230 700
Fax: +44 1403 230 525
www.aircraft-commerce.com
info@aircraft-commerce.com

Official Publication of: None
Established: 1998
Issues Per Year: 6



FIELD SERVED

AIRCRAFT COMMERCE serves airlines; aircraft finance/leasing/consultancy organizations; manufacturers/maintenance/repair/modifications and overhaul companies, IT System providers for MRO, Operations & Revenues and others allied to the aviation field.

DEFINITION OF RECIPIENT QUALIFICATION

Qualified recipients are chairman, presidents, CEO's, vice presidents, managing director and other titled and non-titled personnel in the field served.

AVERAGE NON-QUALIFIED CIRCULATION	
NON-QUALIFIED Not Included Elsewhere	Copies
Other Paid Circulation _____	-
Advertiser and Agency _____	99
Rotated or Occasional _____	85
Allocated for Trade Shows and Conventions _____	-
Electronic _____	-
All Other _____	301
TOTAL	485

1. AVERAGE QUALIFIED CIRCULATION BREAKOUT FOR PERIOD						
QUALIFIED CIRCULATION	Total Qualified		Qualified Non-Paid		Qualified Paid	
	Copies	Percent	Copies	Percent	Copies	Percent
Individual _____	10,005	99.9	9,500	94.9	505	5.0
Sponsored Individually Addressed _____	-	-	-	-	-	-
Membership Benefit _____	-	-	-	-	-	-
Multi-Copy Same Addressee _____	9	0.1	-	-	9	0.1
Single Copy Sales _____	-	-	-	-	-	-
TOTAL QUALIFIED CIRCULATION	10,014	100.0	9,500	94.9	514	5.1

2. QUALIFIED CIRCULATION BY ISSUES WITH REMOVALS AND ADDITIONS FOR PERIOD											
2009 Issue	Number Removed	Number Added	Qualified Non-Paid	Qualified Paid	Total Qualified	2009 Issue	Number Removed	Number Added	Qualified Non-Paid	Qualified Paid	Total Qualified
February/ March _____	888	866			10,025						
April/ May _____	946	939			10,018	June/ July _____	785	767			10,000
						TOTAL	2,619	2,572			

3a. BUSINESS/OCCUPATION BREAKOUT OF QUALIFIED CIRCULATION FOR ISSUE OF APRIL/MAY 2009

This issue is -% or 5 copies above the average of the other 2 issues reported in Paragraph two.

BUSINESS AND INDUSTRY	TOTAL QUALIFIED	PERCENT OF TOTAL
AIRLINE _____	6,507	65.0
AIRLINE TECHNICAL & MAINTENANCE _____	1,629	16.2
AIRCRAFT FINANCE, LEASING, CONSULTING ORGANIZATIONS _____	988	9.9
MANUFACTURERS _____	132	1.3
INDEPENDENT MAINTENANCE, MODIFICATION, REPAIR AND OVERHAUL ORGANIZATIONS _____	550	5.5
AVIATION SERVICES (Note 1) _____	84	0.8
IT SYSTEMS - INC: SYSTEMS FOR MRO, OPERATIONS & REVENUES _____	67	0.7
OTHERS _____	61	0.6
TOTAL QUALIFIED CIRCULATION	10,018	100.0

Note 1: This Classification includes Aviation Authorities & Aviation Training Centres.

JOB TITLE	TOTAL QUALIFIED	PERCENT OF TOTAL	INDUSTRY SECTOR	
			AIRLINES #	NON-AIRLINES
CORPORATE OFFICER (See Note 1) _____	1,783	17.8	1,425	358
MAIN BOARD (See Note 2) _____	2,598	25.9	2,263	335
MANAGEMENT PLANNING (See Note 3) _____	4,778	47.7	3,961	817
OTHER PERSONNEL (See Note 4) _____	859	8.6	487	372
TOTAL QUALIFIED CIRCULATION	10,018	100.0	8,136	1,882

Includes Airline Technical & Maintenance

Note 1: This Classification includes: Chairman, C.E.O., C.O.O., Managing Director, President, Director General, Principal or Owner, Deputy/Assistant/Acting/Vice Chairman, C.E.O., C.O.O., C.F.O., Managing Director, President

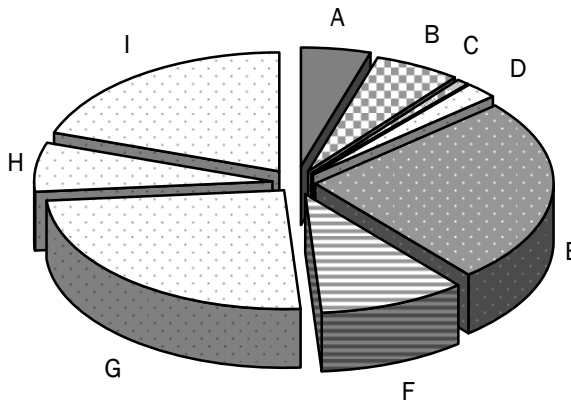
Note 2: This Classification includes: Director, Senior V.P., Executive V.P., Executive Director/Officer

Note 3: This Classification includes: V.P., General Manager, Manager, Chief Pilot, Chief Engineer, Partner, Head of Department, Consultant, Legal Counsel, Flight Operations Coordinator, Public/Media Relations, Controller, Deputy/Assistant Director/Manager, Advisor Business/IT/Government, Sen

Note 4: This Classification includes: Lecturer, Instructor, Minister, Pilot, Engineer, Officer, Supervisor, Librarian, Associate, Inspector and others.

3a. Breakout of Qualified Circulation of Business and Industry

BUSINESS AND INDUSTRY	TOTAL QUALIFIED	PERCENT OF TOTAL
A AIRLINE _____	6,507	65.0
B AIRLINE TECHNICAL & MAINTENANCE _____	1,629	16.3
C AIRCRAFT FINANCE, LEASING, CONSULTING ORGANIZATIONS _____	988	9.9
D MANUFACTURERS _____	132	1.3
E INDEPENDENT MAINTENANCE, MODIFICATION, REPAIR AND OVERHAUL ORGANIZATIONS _____	550	5.5
F AVIATION SERVICES (Note 1) _____	84	0.8
G IT SYSTEMS - INC: SYSTEMS FOR MRO, OPERATIONS & REVENUES _____	67	0.7
H OTHERS _____	61	0.6

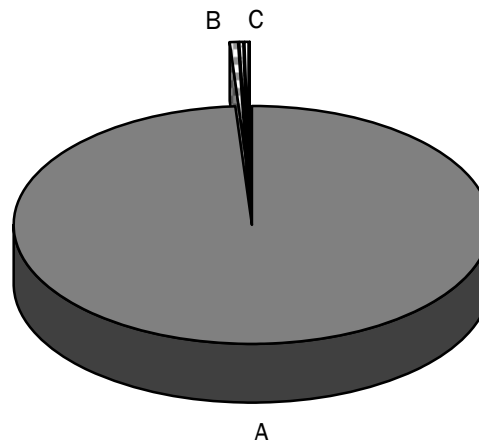


3b. QUALIFICATION SOURCE BREAKOUT OF QUALIFIED CIRCULATION FOR ISSUE OF APRIL/MAY 2009							
QUALIFICATION SOURCE	Qualified Within			Qualified Non-Paid	Qualified Paid	Total Qualified	Percent
	1 year	2 years	3 years				
I. Direct Request : _____	850	297	156			1,303	13.0
II. Request from recipient's company: _____	186	45	48			279	2.8
III. Membership Benefit: _____	-	-	-			-	-
IV. Communication from recipient or recipient's company (other than request): _____	168	56	18			242	2.4
V. TOTAL - Sources other than above (listed alphabetically): _____	7,604	524	66			8,194	81.8
*Association rosters and directories _____	-	324	35			359	3.6
*Business directories _____	3,209	106	18			3,333	33.3
Manufacturer's, distributor's, and wholesaler's lists _____	-	-	-			-	-
*Other sources _____	4,395	94	13			4,502	44.9
VI. Single Copy Sales: _____	-	-	-			-	-
TOTAL QUALIFIED CIRCULATION	8,808	922	288			10,018	100.0
*See Paragraph 9	PERCENT	87.9	9.2	2.9		100.0	

3c. MAILING ADDRESS BREAKOUT OF QUALIFIED CIRCULATION FOR ISSUE OF APRIL/MAY 2009				
MAILING ADDRESS	Qualified Non-Paid	Qualified Paid	Total Qualified	Percent
Individuals by name and title and/or function _____			9,975	99.7
Individuals by name only _____			11	0.1
Titles or functions only _____			22	0.2
Company names only _____			5	-
Multi-Copy Same Addressee copies _____			5	-
Single Copy Sales _____			-	-
TOTAL QUALIFIED CIRCULATION			10,018	100.0

3c. Mailing Address Breakout

BUSINESS AND INDUSTRY	TOTAL QUALIFIED	PERCENT OF TOTAL
A Individuals by name and title and/or function _	9,975	99.7
B Individuals by name only _____	11	0.1
C Titles or functions only _____	22	0.2
D Company names only _____	5	-
E Multi-Copy Same Addressee copies _____	5	-
F Single Copy Sales _____	-	-

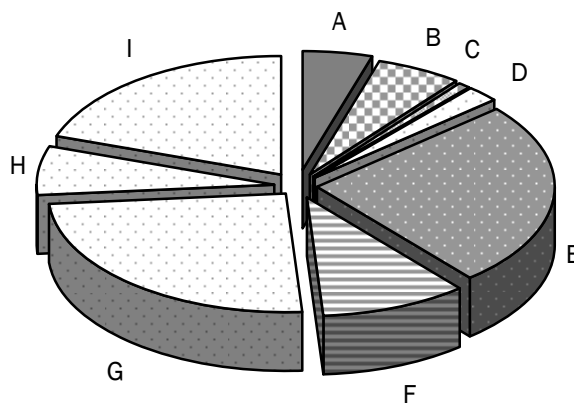


4. GEOGRAPHICAL BREAKOUT OF QUALIFIED CIRCULATION FOR ISSUE OF APRIL / MAY 2009

Region/Country	Total Qualified	Percent	Region/Country	Total Qualified	Percent
ASIA			Cameroon	2	
Afghanistan	4		Cape Verde	6	
Armenia	14		Congo	29	
Azerbaijan	16		Cote D'Ivoire	4	
Bangladesh	47		Egypt	103	
Bhutan	16		Eritrea	8	
Brunei Darussalam	5		Ethiopia	39	
Cambodia	8		Gabon	9	
China	302		Ghana	10	
Georgia	18		Guinea	7	
Hong Kong - SAR	58		Kenya	43	
India	242		Libyan Arab Jamahiriya	37	
Indonesia	82		Madagascar	22	
Japan	124		Malawi	23	
Kazakhstan	23		Mauritania	2	
Korea, Republic Of	60		Mauritius	37	
Kyrgyzstan	18		Morocco	43	
Laos	10		Mozambique	19	
Macao	26		Namibia	11	
Malaysia	105		Nigeria	64	
Maldives	14		Rwanda	1	
Mongolia	11		Senegal	15	
Myanmar	31		Seychelles	27	
Nepal	63		Sierra Leone	4	
Pakistan	108		South Africa	146	
Philippines	111		Sudan	46	
Singapore	82		Gambia	5	
Sri Lanka	25		Tunisia	58	
Taiwan	151		Uganda	5	
Tajikistan	17		Zambia	11	
Thailand	139		Zimbabwe	20	
Uzbekistan	14		unspecified Africa	21	
Vietnam	18		Subtotal	996	9.9
unspecified Asia	9		NORTH AMERICA		
Subtotal	1,971	19.7	Canada	299	
MIDDLE EAST			United States	2,071	
Bahrain	64		Mexico	165	
Iran	56		Subtotal	2,535	25.4
Israel	54		CARIBBEAN		
Jordan	74		Antigua and Barbuda	22	
Kuwait	46		Barbados	1	
Lebanon	41		Cayman Islands	31	
Oman	30		Cuba	18	
Qatar	53		Dominican Republic	6	
Saudi Arabia	43		Guadeloupe	5	
Syrian Arab Republic	39		Haiti	5	
United Arab Emirates	101		Jamaica	38	
Yemen	64		Netherlands Antilles	12	
Subtotal	665	6.6	Bahamas	21	
EUROPE			Trinidad and Tobago	19	
Albania	19		Turks and Caicos Islands	11	
Austria	38		unspecified Caribbean	24	
Belarus	23		Subtotal	213	2.1
Belgium	39		CENTRAL AMERICA		
Bulgaria	62		Costa Rica	30	
Channel Islands	5		El Salvador	19	
Croatia	22		Guatemala	11	
Cyprus	21		Honduras	12	
Czech Republic	12		Nicaragua	7	
Denmark	75		Panama	26	
Estonia	23		Subtotal	105	1.0
Faroe Islands	2		SOUTH AMERICA		
Finland	70		Argentina	66	
France	134		Bolivia	38	
Germany	164		Brazil	159	
Greece	56		Chile	16	
Hungary	21		Colombia	78	
Iceland	15		Ecuador	52	
Italy	17		French Guiana	5	
Latvia	19		Guyana	11	
Liechtenstein	1		Paraguay	9	
Lithuania	33		Peru	26	
Luxembourg	31		Suriname	22	
Macedonia	8		Uruguay	28	
Malta	10		Venezuela	75	
Netherlands	45		Subtotal	585	5.8
Norway	23		ASIA PACIFIC		
Poland	42		American Samoa	2	
Portugal	45		Australia	184	
Ireland	79		Cook Islands	1	
Romania	75		Fiji	50	
Russian Federation	184		French Polynesia	22	
Slovakia	21		Guam	1	
Slovenia	4		Kiribati	4	
Spain	111		Marshall Islands	7	
Sweden	85		Nauru	2	
Switzerland	55		New Caledonia	20	
Turkey	175		New Zealand	71	
Ukraine	97		Papua New Guinea	48	
United Kingdom	483		Solomon Islands	7	
unspecified Europe	29		Tonga	1	
Subtotal	2,473	24.8	Vanuatu	17	
AFRICA			Western Samoa	15	
Algeria	50		unspecified Asia Pacific	23	
Burkina Faso	13		Subtotal	475	4.7
Burundi	6		TOTAL QUALIFIED CIRCULATION	10,018	100.0
Angola	33				
Botswana	17				

4. GEOGRAPHICAL BREAKOUT OF QUALIFIED CIRCULATION

	COUNTRY	TOTAL QUALIFIED	PERCENT OF TOTAL
A	ASIA PACIFIC _____	475	4.7
B	SOUTH AMERICA _____	585	5.8
C	CENTRAL AMERICA _____	105	1.0
D	CARIBBEAN _____	213	2.1
E	NORTH AMERICA _____	2,535	25.3
F	AFRICA _____	996	9.9
G	EUROPE _____	2,473	24.7
H	MIDDLE EAST _____	665	6.6
I	ASIA _____	1,971	19.7



7. AVERAGE ANNUAL AUDITED QUALIFIED CIRCULATION AND CURRENT UNAUDITED CIRCULATION STATEMENTS						
6-Month Period Ended:	Audited Data	Audited Data	Audited Data	Audited Data	Audited Data	Circulation Claim
	2005	2006	2007	January - June 2008	July - December 2008	January - June 2009*
Total Audit Average Qualified: _____	9,020	9,017	9,002	10,099	10,021	10,014
Qualified Non-Paid: _____	8,640	8,577	8,456	9,524	9,461	9,500
Qualified Paid: _____	380	440	546	575	560	514
Post Expire Copies included in Paid Circulation: _____	**NC	**NC	**NC	**NC	**NC	**NC
Average Annual Order Price: _____	**NC	**NC	**NC	**NC	**NC	**NC

***NOTE: January - June 2009 data is unaudited. With each successive period, new data will be added until six 6-month periods are displayed.**
 **NC = None Claimed.

8. PAID CIRCULATION DATA	
**NC	Average Annual Subscription Order Price for the Period. (includes promotional incentive value, if any)
6	Issues Per Year
**NC	All Single Copy Sales Prices for the Period
**NC	Renewal Rate of Paid Subscribers (Optional)

9. ADDITIONAL DATA

PARAGRAPH 3b:

Association rosters and directories include 2 sources of circulation for quantities of 5 copies or -% to 354 copies or 3.6%.
 Business directories include 7 sources of circulation for quantities of 1 copy or -% to 2,008 copies or 20%, including World Aviation Directory.
 Other Sources include 5 sources of circulation for quantities of 1 copy or -% to 3,241 copies or 32.4%, including Air Transport Intelligence

PARAGRAPHS 5 & 6 ARE NOT REQUIRED

PUBLISHER'S AFFIDAVIT

We hereby make oath and say that all data set forth in this statement are true.

Charles Williams, Director
 Ed Haskey, Circulation Manager

(At least one of the above signatures must be that of an officer of the publishing company or its authorized representative.)

IMPORTANT NOTE:

This unaudited circulation statement has been checked against the previous audit report. It will be included in the annual audit made by BPA Worldwide.

Date signed	August 13, 2009
Country	United Kingdom
City	Horsham
Received by BPA Worldwide	August 13, 2009
Type	PD
ID Number	A313P0J9